



# Innovendi Elite

## Product Specification Sheet

August 18, 2024

| Overview                             |   |         |
|--------------------------------------|---|---------|
| Cooler                               | Full size, single door 540L (19.2 ft³) standing cooler                                |         |
| Products compatible                  | Consumer Packaged Goods, Fresh Food   |         |
| Shelves                              | Plug & Play, up to 8 “product Aware shelves” per cooler                               |         |
| Interface                            | 10.1” display showing products, prices, basket and receipts                           |         |
| Secure shopping                      | Pre-Authorization payment, multi-sensor lock technology, remote access and management |         |
| Product Recognition and transactions |   |         |
| Recognition                          | Real time   |         |
| Time for receipt                     | Instantaneous   |         |
| Offline mode <sup>1</sup>            | Yes   |         |
| Support multiple item pickups        | Yes   |         |
| Misplaced Item Detection             | Yes   |         |
| Shelf division                       | Dynamic, up to 5 SKU per shelf  |         |
| Min product weight                   | 35g   | 1.23 Oz |
| Max shelf load                       | 60 Kg   | 132 Lbs |
| Cloud Services                       |   |         |
| Cloud Management Console             | Included  |         |
| Statistics Dashboard                 | Yes   |         |
| Reports                              | Yes   |         |
| Products                             | Unlimited product catalog capacity  |         |
| Planogram                            | Dynamic, graphic interface - drag and drop  |         |
| Real time inventory                  | Yes   |         |
| Operating users                      | Manage technician, stocker, demo  |         |
| Remote Temp reading                  | Yes   |         |

### Notes:

1. Payment terminal must retain connectivity
2. Features can vary depending of product configuration
3. Specifications subject to change without notice

## Innovendi Elite - Cooler Specification

August 18, 2024



|                                |                            |                        |
|--------------------------------|----------------------------|------------------------|
| Mechanical                     |                            |                        |
| Exterior Dimensions (HWD)      | 200 / 755+219 / 74cm       | 78.7 / 29.7+8.6 / 29"  |
| Interior Dimensions (HWD)      | 125 / 62 /49cm             | 49.2/ 24.4/ 19.3"      |
| Usable Volume                  | 543 lts                    | 19.2 ft³               |
| Shelves (WD)                   | 63 / 50 cm                 | 24.8/ 19.68"           |
|                                |                            |                        |
| Refrigeration                  |                            |                        |
| Refrigerant                    | R290- 56.7g / 2.29Oz       |                        |
| Energy Consumption             | 1.820 kWh/day              |                        |
| Compressor power               | 1/4 HP                     |                        |
| Condenser                      | Finless - low maintainance |                        |
| Evaporator                     | Dynamic                    |                        |
| Thermostat default cut out     | 0°C                        | 32°F                   |
| Thermostat default cut in      | 7°C                        | 44.6°F                 |
| Noise                          | 55.30 dB                   |                        |
|                                |                            |                        |
| Electrical                     |                            |                        |
| Power Supply                   | 220v / 60 Hz               |                        |
| AMPS                           | 7.0 kWh/day                |                        |
| Cord length                    | 300 cm                     | 118"                   |
| Plug Type                      | Model dependent            |                        |
|                                |                            |                        |
| Packaging and logistics        |                            |                        |
| Dimensions (w/packaging) (HWD) | 210/82/76 cm               | 82.67 / 32.28 / 29.92" |
| Unit weight (w/packaging)      | 109.1 Kg                   | 240.4Lbs               |

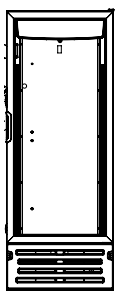
### Notes:

Manufacture model- Imbera G319 HC SS  
 Energy consumption based on ANSI/ASHRAE Standard 72-2005  
 Dimensions rounded up to the nearest inch or millimeter  
 Specifications subject to change without notice

Cooler manufacture certification



Cooler



Smart Shelf



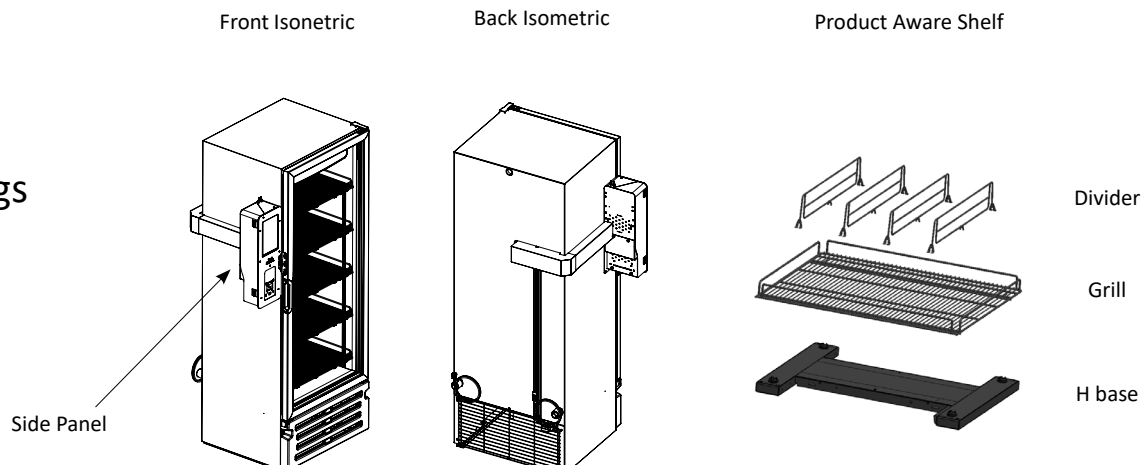
Side Panel



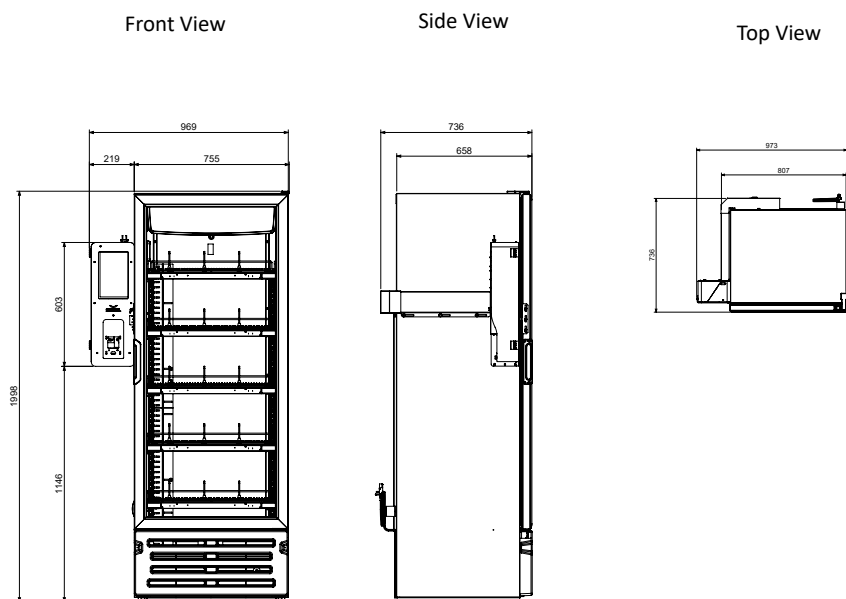
## Innovendi Elite - Technical Drawings

August 18, 2024

### Drawings



### Dimensions



## Innovendi Elite - Configurations and options

August 18, 2024

| Options                      |                                 |
|------------------------------|---------------------------------|
| Number of shelves per cooler | 5 (Standard)<br>Up to 8 per kit |
| Shelf Color                  | Default Black (RAL 9005)        |
|                              | Custom (RAL)                    |
| Side panel Color             | Default Black (RAL 9005)        |
|                              | Custom (RAL)                    |
| Payment terminal             | Nayax                           |
|                              | Vianet                          |